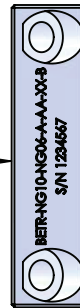
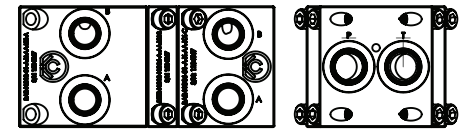
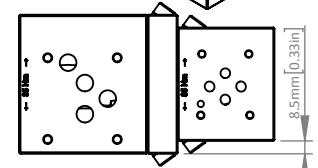
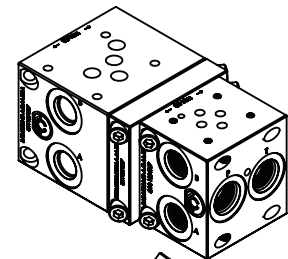



From: NG10 (D05) BAR



To: NG06 (D03) BAR



Consult Factory for All Other Dimensional Data

BETR-	NG10-	NG06-	A-	**	XX-	A
<ul style="list-style-type: none"> Product Family- BAR End AdapTeR 	<ul style="list-style-type: none"> "Though Bolt Side" End Interface - NG10 (D05) 4401-05-04-0-05 	<ul style="list-style-type: none"> "Tapped Bolt Side" End Interface - NG06 (D03) ISO 4401-03-02-0-0 	<ul style="list-style-type: none"> Port Type- A: SAE Type for SAE type modular manifolds 	<ul style="list-style-type: none"> Material AA: Aluminum • 6061T6 • 210 BAR DA: Ductile Iron • 654512 • 350 BAR 	<ul style="list-style-type: none"> Surface Finish XX: Bare Metal Special Surface Finish Options Available Upon Special Request 	<ul style="list-style-type: none"> Design Variant A: Design A

Subject to Change: CTLG-01-001A

BETR: BAR End Adapter

BETR: BAR End Adapter